

***GRADUATE SURVEY REPORT
CLASS OF 2007***

Prepared by:
Patricia Brewerton
Career Placement
Kathleen Laperriere
Career Information Management Specialist

www.mwcc.edu



Mount Wachusett
Community College

444 Green Street, Gardner, MA 01440-1000

GRADUATE SURVEY REPORT
CLASS OF 2007

Prepared by:
Patricia Brewerton
Career Placement
Kathleen Laperriere
Career Information Management Specialist

www.mwcc.edu

FOREWORD

Each year, Mount Wachusett Community College, Career Placement, conducts a survey of all graduates to determine the status of their employment and continuing education. Conducting this annual survey allows MWCC to measure the effectiveness of helping students to achieve their individual career goals. It is also used by students to investigate trends in the job market regarding the employment and/or transfer of students from particular programs.

A survey for the class of 2007 was distributed to 617 graduates (awarded a total of 713 degrees and certificates). Students were asked to self-report on both employment and educational status. Students were contacted through mailings and through telephone surveys. This survey resulted in a 59% response rate.

Placement data is represented by individual programs of study. All percentages are based on the number of students responding within each program of study. Of the 367 responses by program, 303 reported they were employed, which results in an overall placement rate of 83%. Salaries reported were based on full-time employment only, which was designated as a minimum of 37 hours per week.

The total overall transfer rate of 32% is based on total graduates and includes results from both the Graduate Survey and the National Student Clearinghouse. This figure was based on the 122 students who reported they were continuing their education on the Graduate Survey as well as the 73 students reported on the National Student Clearinghouse. (MWCC participates in the National Student Clearinghouse, a data base that tracks students who continue their education following graduation.)

We are committed to facilitating each student's transition from the classroom to the workplace. The Graduate Survey serves as an important tool for faculty, admissions, and professional staff to effectively advise students who are exploring their career options and major fields of study, as well as for those students entering the job market.

Associate Degree and Certificate List

Art-Professional Track Degree
Automotive Technology Certificate
Automotive Technology Degree
Broadcasting and Telecommunications Degree
Business Administration Career Degree
Business Administration Certificate
Business Administration Degree
Business Skills Enhancement Certificate
Complementary Health Care Certificate
Complementary Health Care Degree
Computer and Electronic Technology Degree
Computer Assisted Accounting Certificate
Computer Graphic Design Certificate
Computer Graphic Design/Print Degree
Computer Graphic Design/Web/Multi-Media Degree
Computer Graphic Web Certificate
Computer Information Systems Degree
Criminal Justice Degree
Criminal Justice-Law Enforcement Certificate
Criminal Justice-Law Enforcement Degree
Dental Hygiene Degree
Early Childhood Education Certificate
Early Childhood Education Degree
Early Childhood Education-Career Degree
Early Childhood Education-Transfer Degree
Entrepreneurship Certificate
Fire Science Technology Degree
Fitness Leadership and Exercise Science Certificate
General Studies – Nursing Degree
General Studies Degree
Human Services Degree
Human Services Technician Certificate
LAS-Elementary Education Option Degree
Liberal Arts and Sciences – Liberal Arts Degree
Liberal Arts and Science-Liberal Studies Degree
Massage Therapy Certificate
Medical Assisting Degree
Medical Office Certificate
Microsoft Office Special Certificate
Natural Resources Technology Degree
Networking Technology Certificate

Nursing Degree
Paralegal Certificate
Paralegal Degree
Phlebotomy Certificate
Physical Therapy Assistant Certificate
Practical Nursing– Orange Certificate
Practical Nursing Certificate
Small Business Certificate
Sample Graduate Survey

Art-Professional Track Degree

2007 GRADUATES OF PROGRAM: 7

2007 GRADUATES RESPONDING: 5 (Response Rate) **71%**

PLACEMENT RATES: (Based on the number of respondents)

Responding graduates employed in their field: **0%**

0 Employed Full-time 0%

0 Employed Part-time 0%

Responding graduates employed in non-related fields: **40%**

2 Employed Full-time 40%

0 Employed Part-time 0%

Responding graduates unemployed: **40%**

1 Seeking Employment 20%

1 Not Seeking Employment 20%

Annual salary range(s) reported based on full-time employment:

2 No Response

RESPONDING GRADUATES CONTINUING THEIR EDUCATION: **40%**

2 Continuing Full-time 40%

0 Continuing Part-time 0%

NUMBER OF STUDENTS	INSTITUTION	MAJOR
1	Illinois State University	Art
1	UMass/Dartmouth	Electronic Technology Degree

NUMBER OF STUDENTS	EMPLOYER	POSITION
2		Employed in non-related field(s)

Automotive Technology Certificate

2007 GRADUATES OF PROGRAM: 5

2007 GRADUATES RESPONDING: 3 (Response Rate) **60%**

PLACEMENT RATES: (Based on the number of respondents)

Responding graduates employed in their field: **33%**

1 Employed Full-time **33%**

0 Employed Part-time **0%**

Responding graduates employed in non-related fields: **67%**

1 Employed Full-time **33%**

1 Employed Part-time **33%**

Responding graduates unemployed: **0%**

0 Seeking Employment **0%**

0 Not Seeking Employment **0%**

Annual salary range(s) reported based on full-time employment:

1 No Response

1 \$40,001 - \$45,000

RESPONDING GRADUATES CONTINUING THEIR EDUCATION: **0%**

0 Continuing Full-time **0%**

0 Continuing Part-time **0%**

NUMBER OF STUDENTS	EMPLOYER	POSITION
2		Employed in non-related field(s)
1	Ludgren Honda	Service Technician

Automotive Technology Degree

2007 GRADUATES OF PROGRAM: 17

2007 GRADUATES RESPONDING: 8 (Response Rate) **47%**

PLACEMENT RATES: (Based on the number of respondents)

Responding graduates employed in their field: **63%**

5 Employed Full-time 63%

0 Employed Part-time 0%

Responding graduates employed in non-related fields: **38%**

2 Employed Full-time 25%

1 Employed Part-time 13%

Responding graduates unemployed: **0%**

0 Seeking Employment 0%

0 Not Seeking Employment 0%

Annual salary range(s) reported based on full-time employment:

2 No Response

1 \$20,001 - \$25,000

2 \$25,001 - \$30,000

2 \$30,001 - \$35,000

RESPONDING GRADUATES CONTINUING THEIR EDUCATION: **0%**

0 Continuing Full-time 0%

0 Continuing Part-time 0%

NUMBER OF STUDENTS	EMPLOYER	POSITION
3		Employed in non-related field(s)
1	Dunn B. Company	Supervisor
1	Millipor Corp	Machine Operator
1	NAPA Auto	Parts Sales
1	Salvadore Auto	Technician
1	Sullivan Tire	Apprentice Mechanic

Broadcasting and Telecommunications Degree

2007 GRADUATES OF PROGRAM: 13

2007 GRADUATES RESPONDING: 7 (Response Rate) **54%**

PLACEMENT RATES: (Based on the number of respondents)

Responding graduates employed in their field: **43%**

2 Employed Full-time 29%

1 Employed Part-time 14%

Responding graduates employed in non-related fields: **29%**

0 Employed Full-time 0%

2 Employed Part-time 29%

Responding graduates unemployed: **14%**

1 Seeking Employment 14%

0 Not Seeking Employment 0%

Annual salary range(s) reported based on full-time employment:

1 No Response

1 \$25,001 - \$30,000

RESPONDING GRADUATES CONTINUING THEIR EDUCATION: **57%**

2 Continuing Full-time 29%

2 Continuing Part-time 29%

NUMBER OF STUDENTS	INSTITUTION	MAJOR
1	Fitchburg State College	Business Administration
1	Fitchburg State College	Communications
1	Franklin Pierce University	Business Administration
1	Other-College	Undeclared

NUMBER OF STUDENTS	EMPLOYER	POSITION
2		Employed in non-related field(s)
1	Dept. of Conservation	Supervisor
1	the endlesscrew.com	Columnist
1	Town of Framingham	Media Services Assistant

Business Administration Career Degree

2007 GRADUATES OF PROGRAM: 41

2007 GRADUATES RESPONDING: 23 (Response Rate) **56%**

PLACEMENT RATES: (Based on the number of respondents)

Responding graduates employed in their field: **70%**

12 Employed Full-time 52%

4 Employed Part-time 17%

Responding graduates employed in non-related fields: **22%**

4 Employed Full-time 17%

1 Employed Part-time 4%

Responding graduates unemployed: **9%**

2 Seeking Employment 9%

0 Not Seeking Employment 0%

Annual salary range(s) reported based on full-time employment:

6 No Response

1 \$20,001 - \$25,000

2 \$25,001 - \$30,000

3 \$35,001 - \$40,000

1 \$40,001 - \$45,000

1 \$45,001 - \$50,000

2 Over \$50,000

RESPONDING GRADUATES CONTINUING THEIR EDUCATION: **22%**

3 Continuing Full-time 13%

2 Continuing Part-time 9%

NUMBER OF STUDENTS	INSTITUTION	MAJOR
1	American Military University	Management
2	Fitchburg State College	Business Admin. Career
1	University of Phoenix	Business Admin. Career
1	Worcester State College	Business Admin. Career

Continued from previous page.....

NUMBER OF STUDENTS	EMPLOYER	POSITION
5		Employed in non-related field(s)
1	Black Bear Painting	Production Mgr.
1	Blue Cod Technologies	Service Manager
1	Cleghorn Neighborhood Ctr.	Operations Manager
1	Colonial Co-op	Supervisor
1	Flagship Bank	VP Business Services
1	Jumpin Juice and Java	Store Manager
1	Lawyer's Office	Receptionist
1	Leominster Housing Authority	Director of Residential Services
1	Lunenburg Exxon Shops	Store Clerk
1	NEBS, Inc.	Sales Rep.
1	Not Provided	Food Service
1	Not Provided	Office Manager
1	Simonds International	International Customer Service
1	Snyder Pools	Sales
1	Sterilite Inc.	Customer Service Rep.
1	Stop & Shop	Deli Clerk

Business Administration Certificate

2007 GRADUATES OF PROGRAM: 11

2007 GRADUATES RESPONDING: 6 (Response Rate) **55%**

PLACEMENT RATES: (Based on the number of respondents)

Responding graduates employed in their field: **67%**

2 Employed Full-time **33%**

2 Employed Part-time **33%**

Responding graduates employed in non-related fields: **17%**

1 Employed Full-time **17%**

0 Employed Part-time **0%**

Responding graduates unemployed: **0%**

0 Seeking Employment **0%**

0 Not Seeking Employment **0%**

Annual salary range(s) reported based on full-time employment:

1 No Response

1 \$25,001 - \$30,000

1 \$35,001 - \$40,000

RESPONDING GRADUATES CONTINUING THEIR EDUCATION: **33%**

2 Continuing Full-time **33%**

0 Continuing Part-time **0%**

NUMBER OF STUDENTS	INSTITUTION	MAJOR
1	Mount Wachusett Community College	Business Admin. Career
1	Worcester State College	Business Admin. Career

NUMBER OF STUDENTS	EMPLOYER	POSITION
1		Employed in non-related field(s)
1	Jumpin Juice and Java	Store Manager
1	MART	Staff Assistant
1	Sterilite Inc.	Customer Service Rep.
1	Stop & Shop	Deli Clerk

Business Administration Degree

2007 GRADUATES OF PROGRAM: 34

2007 GRADUATES RESPONDING: 16 (Response Rate) **47%**

PLACEMENT RATES: (Based on the number of respondents)

Responding graduates employed in their field: **44%**

5 Employed Full-time **31%**

2 Employed Part-time **13%**

Responding graduates employed in non-related fields: **19%**

2 Employed Full-time **13%**

1 Employed Part-time **6%**

Responding graduates unemployed: **13%**

2 Seeking Employment **13%**

0 Not Seeking Employment **0%**

Annual salary range(s) reported based on full-time employment:

3 No Response

1 \$20,001 - \$25,000

1 \$25,001 - \$30,000

1 \$30,001 - \$35,000

1 \$45,001 - \$50,000

RESPONDING GRADUATES CONTINUING THEIR EDUCATION: **88%**

7 Continuing Full-time **44%**

7 Continuing Part-time **44%**

NUMBER OF STUDENTS	INSTITUTION	MAJOR
1	Fitchburg State College	Accounting
2	Fitchburg State College	Business Administration
5	Fitchburg State College	Business Admin. Career
1	Mount Wachusett Community College	Nursing
1	Other-College	Undeclared
1	Suffolk University	History
1	UMASS-Amherst	Business Admin. Career
2	Worcester State College	Business Admin. Career

Continued from previous page.....

NUMBER OF STUDENTS	EMPLOYER	POSITION
3		Employed in non-related field(s)
1	CPF Pepsi	Quality Control Inspector
1	Graham Higgins & Shepard	Administrative Assistant
1	Integra Companies	Technical Support Specialist
1	Mart	Customer Service
1	McDonald's	Manager
1	NVMC	Supervisor
1	SimplexGrinnell	Cash Application Clerk

Business Skills Enhancement Certificate

2007 GRADUATES OF PROGRAM: 4

2007 GRADUATES RESPONDING: 2 (Response Rate) **50%**

PLACEMENT RATES: (Based on the number of respondents)

Responding graduates employed in their field: **50%**

1 Employed Full-time 50%

0 Employed Part-time 0%

Responding graduates employed in non-related fields: **50%**

1 Employed Full-time 50%

0 Employed Part-time 0%

Responding graduates unemployed: **0%**

0 Seeking Employment 0%

0 Not Seeking Employment 0%

Annual salary range(s) reported based on full-time employment:

1 No Response

1 \$20,001 - \$25,000

RESPONDING GRADUATES CONTINUING THEIR EDUCATION: **0%**

0 Continuing Full-time 0%

0 Continuing Part-time 0%

NUMBER OF STUDENTS	EMPLOYER	POSITION
1		Employed in non-related field(s)
1	Bionostics	Shipper

Complementary Health Care Certificate

2007 GRADUATES OF PROGRAM: 5

2007 GRADUATES RESPONDING: 4 (Response Rate) **80%**

PLACEMENT RATES: (Based on the number of respondents)

Responding graduates employed in their field: **50%**

1 Employed Full-time 25%

1 Employed Part-time 25%

Responding graduates employed in non-related fields: **25%**

0 Employed Full-time 0%

1 Employed Part-time 25%

Responding graduates unemployed: **25%**

1 Seeking Employment 25%

0 Not Seeking Employment 0%

Annual salary range(s) reported based on full-time employment:

1 \$20,001 - \$25,000

RESPONDING GRADUATES CONTINUING THEIR EDUCATION: **50%**

1 Continuing Full-time 25%

1 Continuing Part-time 25%

NUMBER OF STUDENTS	INSTITUTION	MAJOR
1	Mount Wachusett Community College	Business Admin. Career
1	Mount Wachusett Community College	Business Admin. Career

NUMBER OF STUDENTS	EMPLOYER	POSITION
1		Employed in non-related field(s)
1	Clinical and Support Options	Administrative Assistant
1	Heywood Hospital	Unit Secretary

Complementary Health Care Degree

2007 GRADUATES OF PROGRAM: 2

2007 GRADUATES RESPONDING: 0 (Response Rate) 0%

PLACEMENT RATES: (Based on the number of respondents)

Responding graduates employed in their field: 0%

0 Employed Full-time 0%

0 Employed Part-time 0%

Responding graduates employed in non-related fields: 0%

0 Employed Full-time 0%

0 Employed Part-time 0%

Responding graduates unemployed: 0%

0 Seeking Employment 0%

0 Not Seeking Employment 0%

No salary information available.

RESPONDING GRADUATES CONTINUING THEIR EDUCATION: 0%

0 Continuing Full-time 0%

0 Continuing Part-time 0%

Computer and Electronic Technology Degree

2007 GRADUATES OF PROGRAM: 6

2007 GRADUATES RESPONDING: 3 (Response Rate) **50%**

PLACEMENT RATES: (Based on the number of respondents)

Responding graduates employed in their field: **33%**

1 Employed Full-time **33%**

0 Employed Part-time **0%**

Responding graduates employed in non-related fields: **67%**

0 Employed Full-time **0%**

2 Employed Part-time **67%**

Responding graduates unemployed: **0%**

0 Seeking Employment **0%**

0 Not Seeking Employment **0%**

Annual salary range(s) reported based on full-time employment:

1 No Response

RESPONDING GRADUATES CONTINUING THEIR EDUCATION: **67%**

2 Continuing Full-time **67%**

0 Continuing Part-time **0%**

NUMBER OF STUDENTS	INSTITUTION	MAJOR
2	Fitchburg State College	Electronic Technology Degree

NUMBER OF STUDENTS	EMPLOYER	POSITION
2		Employed in non-related field(s)
1	Not Provided	Shipping

Computer Assisted Accounting Certificate

2007 GRADUATES OF PROGRAM: 15

2007 GRADUATES RESPONDING: 10 (Response Rate) **67%**

PLACEMENT RATES: (Based on the number of respondents)

Responding graduates employed in their field: **70%**

5 Employed Full-time 50%

2 Employed Part-time 20%

Responding graduates employed in non-related fields: **20%**

0 Employed Full-time 0%

2 Employed Part-time 20%

Responding graduates unemployed: **0%**

0 Seeking Employment 0%

0 Not Seeking Employment 0%

Annual salary range(s) reported based on full-time employment:

1 No Response

1 \$20,001 - \$25,000

1 \$35,001 - \$40,000

1 \$40,001 - \$45,000

1 Over \$50,000

RESPONDING GRADUATES CONTINUING THEIR EDUCATION: **50%**

3 Continuing Full-time 30%

2 Continuing Part-time 20%

NUMBER OF STUDENTS	INSTITUTION	MAJOR
1	American Military University	Management
1	Fitchburg State College	Business Admin. Career
1	Mount Wachusett Community College	Business Admin. Career
1	University of New Hampshire	Accounting
1	Worcester State College	Business Admin. Career

Continued from previous page.....

NUMBER OF STUDENTS	EMPLOYER	POSITION
2		Employed in non-related field(s)
1	Blue Cod Technologies	Service Manager
1	Engineering and Data Solutions	CAD
1	Harvard Vanguard Medical	Claims Analysis
1	Jumpin Juice and Java	Store Manager
1	Not Provided	Office Manager
1	Sterilite Inc.	Customer Service Rep.
1	Stop & Shop	Deli Clerk

Computer Graphic Design Certificate

2007 GRADUATES OF PROGRAM: 10

2007 GRADUATES RESPONDING: 5 (Response Rate) **50%**

PLACEMENT RATES: (Based on the number of respondents)

Responding graduates employed in their field: **20%**

1 Employed Full-time 20%

0 Employed Part-time 0%

Responding graduates employed in non-related fields: **40%**

1 Employed Full-time 20%

1 Employed Part-time 20%

Responding graduates unemployed: **40%**

2 Seeking Employment 40%

0 Not Seeking Employment 0%

Annual salary range(s) reported based on full-time employment:

1 \$20,001 - \$25,000

1 \$25,001 - \$30,000

RESPONDING GRADUATES CONTINUING THEIR EDUCATION: **40%**

1 Continuing Full-time 20%

1 Continuing Part-time 20%

NUMBER OF STUDENTS	INSTITUTION	MAJOR
1	Franklin Pierce University	Communications
1	Mount Wachusett Community College	Computer Graphic Design Web

NUMBER OF STUDENTS	EMPLOYER	POSITION
2		Employed in non-related field(s)
1	Deluxe	Dealer Consultant

Computer Graphic Design/Print Degree

2007 GRADUATES OF PROGRAM: 10

2007 GRADUATES RESPONDING: 6 (Response Rate) **60%**

PLACEMENT RATES: (Based on the number of respondents)

Responding graduates employed in their field: **33%**

2 Employed Full-time 33%

0 Employed Part-time 0%

Responding graduates employed in non-related fields: **50%**

1 Employed Full-time 17%

2 Employed Part-time 33%

Responding graduates unemployed: **17%**

1 Seeking Employment 17%

0 Not Seeking Employment 0%

Annual salary range(s) reported based on full-time employment:

1 \$20,001 - \$25,000

2 \$25,001 - \$30,000

RESPONDING GRADUATES CONTINUING THEIR EDUCATION: **33%**

2 Continuing Full-time 33%

0 Continuing Part-time 0%

NUMBER OF STUDENTS	INSTITUTION	MAJOR
1	Fitchburg State College	Communications
1	Franklin Pierce University	Communications

NUMBER OF STUDENTS	EMPLOYER	POSITION
3		Employed in non-related field(s)
1	Deluxe	Dealer Consultant
1	Workers Credit Union	Customer Service Rep.

Computer Graphic Design/Web/Multi-Media Degree

2007 GRADUATES OF PROGRAM: 4

2007 GRADUATES RESPONDING: 2 (Response Rate) **50%**

PLACEMENT RATES: (Based on the number of respondents)

Responding graduates employed in their field: **50%**

1 Employed Full-time 50%

0 Employed Part-time 0%

Responding graduates employed in non-related fields: **50%**

1 Employed Full-time 50%

0 Employed Part-time 0%

Responding graduates unemployed: **0%**

0 Seeking Employment 0%

0 Not Seeking Employment 0%

Annual salary range(s) reported based on full-time employment:

1 \$30,001 - \$35,000

1 \$35,001 - \$40,000

RESPONDING GRADUATES CONTINUING THEIR EDUCATION: **0%**

0 Continuing Full-time 0%

0 Continuing Part-time 0%

NUMBER OF STUDENTS	EMPLOYER	POSITION
1		Employed in non-related field(s)
1	Warehouse	Not Provided

Computer Graphic Web Certificate

2007 GRADUATES OF PROGRAM: 7

2007 GRADUATES RESPONDING: 4 (Response Rate) **57%**

PLACEMENT RATES: (Based on the number of respondents)

Responding graduates employed in their field: **50%**

1 Employed Full-time 25%

1 Employed Part-time 25%

Responding graduates employed in non-related fields: **50%**

1 Employed Full-time 25%

1 Employed Part-time 25%

Responding graduates unemployed: **0%**

0 Seeking Employment 0%

0 Not Seeking Employment 0%

Annual salary range(s) reported based on full-time employment:

2 \$35,001 - \$40,000

RESPONDING GRADUATES CONTINUING THEIR EDUCATION: **50%**

2 Continuing Full-time 50%

0 Continuing Part-time 0%

NUMBER OF STUDENTS	INSTITUTION	MAJOR
1	Becker College	Computer Graphic Design Degree
1	Fitchburg State College	Communications

NUMBER OF STUDENTS	EMPLOYER	POSITION
2		Employed in non-related field(s)
1	Reaction Advertising	Graphic/Web Designer
1	Sonnax Industries	Graphic Designer

Computer Information Systems Degree

2007 GRADUATES OF PROGRAM: 14

2007 GRADUATES RESPONDING: 7 (Response Rate) **50%**

PLACEMENT RATES: (Based on the number of respondents)

Responding graduates employed in their field: **71%**

5 Employed Full-time 71%

0 Employed Part-time 0%

Responding graduates employed in non-related fields: **14%**

1 Employed Full-time 14%

0 Employed Part-time 0%

Responding graduates unemployed: **0%**

0 Seeking Employment 0%

0 Not Seeking Employment 0%

Annual salary range(s) reported based on full-time employment:

2 No Response

1 \$30,001 - \$35,000

2 \$35,001 - \$40,000

1 \$40,001 - \$45,000

RESPONDING GRADUATES CONTINUING THEIR EDUCATION: **14%**

1 Continuing Full-time 14%

0 Continuing Part-time 0%

NUMBER OF STUDENTS	INSTITUTION	MAJOR
1	Fitchburg State College	Computer Information Systems

NUMBER OF STUDENTS	EMPLOYER	POSITION
1		Employed in non-related field(s)
1	Computer Merchants	Desktop Support Tech
1	Mount Wachusett Community College	Maintainer - I
1	Protocol Networks	Support Engineer I
1	Saba Software	IT Help Desk
1	Self Employed	Computer Repair

Criminal Justice Degree

2007 GRADUATES OF PROGRAM: 4

2007 GRADUATES RESPONDING: 3 (Response Rate) **75%**

PLACEMENT RATES: (Based on the number of respondents)

Responding graduates employed in their field: **67%**

2 Employed Full-time 67%

0 Employed Part-time 0%

Responding graduates employed in non-related fields: **33%**

1 Employed Full-time 33%

0 Employed Part-time 0%

Responding graduates unemployed: **0%**

0 Seeking Employment 0%

0 Not Seeking Employment 0%

Annual salary range(s) reported based on full-time employment:

1 \$20,001 - \$25,000

1 \$40,001 - \$45,000

1 Over \$50,000

RESPONDING GRADUATES CONTINUING THEIR EDUCATION: **0%**

0 Continuing Full-time 0%

0 Continuing Part-time 0%

NUMBER OF STUDENTS	EMPLOYER	POSITION
1		Employed in non-related field(s)
1	Mahar Regional HS	Suspension Supervisor
1	Town of Westminster	Police Officer

Criminal Justice-Law Enforcement Certificate

2007 GRADUATES OF PROGRAM: 6
2007 GRADUATES RESPONDING: 4 (Response Rate) **67%**

PLACEMENT RATES: (Based on the number of respondents)

Responding graduates employed in their field: **75%**

3	Employed Full-time	75%
0	Employed Part-time	0%

Responding graduates employed in non-related fields: **25%**

1	Employed Full-time	25%
0	Employed Part-time	0%

Responding graduates unemployed: **0%**

0	Seeking Employment	0%
0	Not Seeking Employment	0%

Annual salary range(s) reported based on full-time employment:

4 No Response

RESPONDING GRADUATES CONTINUING THEIR EDUCATION: **25%**

1	Continuing Full-time	25%
0	Continuing Part-time	0%

NUMBER OF STUDENTS	INSTITUTION	MAJOR
1	Fitchburg State College	Criminal Justice

NUMBER OF STUDENTS	EMPLOYER	POSITION
1		Employed in non-related field(s)
1	Brinks	Armored Car Driver
1	Westford Police Dept.	Police Officer
1	Westminster Police Dept	Dispatcher

Criminal Justice-Law Enforcement Degree

2007 GRADUATES OF PROGRAM: 18

2007 GRADUATES RESPONDING: 9 (Response Rate) **50%**

PLACEMENT RATES: (Based on the number of respondents)

Responding graduates employed in their field: **44%**

4 Employed Full-time 44%

0 Employed Part-time 0%

Responding graduates employed in non-related fields: **56%**

3 Employed Full-time 33%

2 Employed Part-time 22%

Responding graduates unemployed: **0%**

0 Seeking Employment 0%

0 Not Seeking Employment 0%

Annual salary range(s) reported based on full-time employment:

5 No Response

1 \$20,001 - \$25,000

1 Over \$50,000

RESPONDING GRADUATES CONTINUING THEIR EDUCATION: **33%**

3 Continuing Full-time 33%

0 Continuing Part-time 0%

NUMBER OF STUDENTS	INSTITUTION	MAJOR
1	Fitchburg State College	Criminal Justice
1	Mount Wachusett Community College	Biotechnology
1	Worcester State College	Criminal Justice

NUMBER OF STUDENTS	EMPLOYER	POSITION
5		Employed in non-related field(s)
1	Brinks	Armored Car Driver
1	Commonwealth of MA	Environmental Police Officer
1	Walpole Prison	Corrections Officer
1	Westminster Police Dept	Dispatcher

Dental Hygiene Degree

2007 GRADUATES OF PROGRAM: 9

2007 GRADUATES RESPONDING: 3 (Response Rate) **33%**

PLACEMENT RATES: (Based on the number of respondents)

Responding graduates employed in their field: **100%**

1 Employed Full-time **33%**

2 Employed Part-time **67%**

Responding graduates employed in non-related fields: **0%**

0 Employed Full-time **0%**

0 Employed Part-time **0%**

Responding graduates unemployed: **0%**

0 Seeking Employment **0%**

0 Not Seeking Employment **0%**

Annual salary range(s) reported based on full-time employment:

1 Over \$50,000

RESPONDING GRADUATES CONTINUING THEIR EDUCATION: **33%**

1 Continuing Full-time **33%**

0 Continuing Part-time **0%**

NUMBER OF STUDENTS	INSTITUTION	MAJOR
1	Harvard University	Biology

NUMBER OF STUDENTS	EMPLOYER	POSITION
1	Assabet Dental Group	Dental Hygienist
1	Not Provided	Dental Hygienist
1	Watkin Dental	Dental Hygienist

Early Childhood Education Certificate

2007 GRADUATES OF PROGRAM: 6

2007 GRADUATES RESPONDING: 2 (Response Rate) **33%**

PLACEMENT RATES: (Based on the number of respondents)

Responding graduates employed in their field: **50%**

0 Employed Full-time 0%

1 Employed Part-time 50%

Responding graduates employed in non-related fields: **0%**

0 Employed Full-time 0%

0 Employed Part-time 0%

Responding graduates unemployed: **50%**

1 Seeking Employment 50%

0 Not Seeking Employment 0%

No salary information available.

RESPONDING GRADUATES CONTINUING THEIR EDUCATION: **50%**

1 Continuing Full-time 50%

0 Continuing Part-time 0%

NUMBER OF STUDENTS	INSTITUTION	MAJOR
---------------------------	--------------------	--------------

1	Mount Wachusett Community College	Education
---	-----------------------------------	-----------

NUMBER OF STUDENTS	EMPLOYER	POSITION
---------------------------	-----------------	-----------------

1	Health Alliance Child Development Center	Lead Teacher
---	--	--------------

Early Childhood Education Degree

2007 GRADUATES OF PROGRAM: 2

2007 GRADUATES RESPONDING: 1 (Response Rate) **50%**

PLACEMENT RATES: (Based on the number of respondents)

Responding graduates employed in their field: **100%**

1 Employed Full-time 100%

0 Employed Part-time 0%

Responding graduates employed in non-related fields: **0%**

0 Employed Full-time 0%

0 Employed Part-time 0%

Responding graduates unemployed: **0%**

0 Seeking Employment 0%

0 Not Seeking Employment 0%

Annual salary range(s) reported based on full-time employment:

1 \$30,001 - \$35,000

RESPONDING GRADUATES CONTINUING THEIR EDUCATION: **100%**

0 Continuing Full-time 0%

1 Continuing Part-time 100%

NUMBER OF STUDENTS	INSTITUTION	MAJOR
1	Fitchburg State College	Special Education

NUMBER OF STUDENTS	EMPLOYER	POSITION
1	Center for Health	Assistant Program Manager

Early Childhood Education-Career Degree

2007 GRADUATES OF PROGRAM: 13

2007 GRADUATES RESPONDING: 6 (Response Rate) **46%**

PLACEMENT RATES: (Based on the number of respondents)

Responding graduates employed in their field: **100%**

4 Employed Full-time 67%

2 Employed Part-time 33%

Responding graduates employed in non-related fields: **0%**

0 Employed Full-time 0%

0 Employed Part-time 0%

Responding graduates unemployed: **0%**

0 Seeking Employment 0%

0 Not Seeking Employment 0%

Annual salary range(s) reported based on full-time employment:

2 No Response

1 \$20,001 - \$25,000

1 \$25,001 - \$30,000

RESPONDING GRADUATES CONTINUING THEIR EDUCATION: **33%**

1 Continuing Full-time 17%

1 Continuing Part-time 17%

NUMBER OF STUDENTS	INSTITUTION	MAJOR
1	Fitchburg State College	Education
1	Mount Wachusett Community College	Human Services Degree

NUMBER OF STUDENTS	EMPLOYER	POSITION
1	Bright Horizons	Teacher
1	Childrens Aide & Family Services	Preschool Teacher
1	Cottage Children's Center	Lead Teacher Preschool
1	Daycare Center	Preschool Teacher
1	First Years Academy	Preschool Teacher
1	Waterford	Paraprofessional

Early Childhood Education-Transfer Degree

2007 GRADUATES OF PROGRAM: 10

2007 GRADUATES RESPONDING: 7 (Response Rate) **70%**

PLACEMENT RATES: (Based on the number of respondents)

Responding graduates employed in their field: **29%**

2 Employed Full-time 29%

0 Employed Part-time 0%

Responding graduates employed in non-related fields: **43%**

1 Employed Full-time 14%

2 Employed Part-time 29%

Responding graduates unemployed: **29%**

1 Seeking Employment 14%

1 Not Seeking Employment 14%

Annual salary range(s) reported based on full-time employment:

2 No Response

1 \$20,001 - \$25,000

RESPONDING GRADUATES CONTINUING THEIR EDUCATION: **71%**

4 Continuing Full-time 57%

1 Continuing Part-time 14%

NUMBER OF STUDENTS	INSTITUTION	MAJOR
--------------------	-------------	-------

1	Fitchburg State College	Child Study
---	-------------------------	-------------

3	Fitchburg State College	Education
---	-------------------------	-----------

1	Tufts	Child Study
---	-------	-------------

NUMBER OF STUDENTS	EMPLOYER	POSITION
--------------------	----------	----------

3		Employed in non-related field(s)
---	--	----------------------------------

1	Northwest Child Development Center	Teacher
---	------------------------------------	---------

1	Not Provided	Preschool Teachers Aide
---	--------------	-------------------------

Entrepreneurship Certificate

2007 GRADUATES OF PROGRAM: 6

2007 GRADUATES RESPONDING: 4 (Response Rate) **67%**

PLACEMENT RATES: (Based on the number of respondents)

Responding graduates employed in their field: **75%**

0	Employed Full-time	0%
3	Employed Part-time	75%

Responding graduates employed in non-related fields: **25%**

0	Employed Full-time	0%
1	Employed Part-time	25%

Responding graduates unemployed: **0%**

0	Seeking Employment	0%
0	Not Seeking Employment	0%

RESPONDING GRADUATES CONTINUING THEIR EDUCATION: **75%**

3	Continuing Full-time	75%
0	Continuing Part-time	0%

NUMBER OF STUDENTS	INSTITUTION	MAJOR
1	American Military University	Management
1	UMASS-Lowell	Marketing
1	Worcester State College	Business Admin. Career

NUMBER OF STUDENTS	EMPLOYER	POSITION
1		Employed in non-related field(s)
1	Jumpin Juice and Java	Store Manager
1	Nordstrom	Sales Specialist
1	Stop & Shop	Deli Clerk

Fire Science Technology Degree

2007 GRADUATES OF PROGRAM: 3

2007 GRADUATES RESPONDING: 1 (Response Rate) **33%**

PLACEMENT RATES: (Based on the number of respondents)

Responding graduates employed in their field: **100%**

1 Employed Full-time 100%

0 Employed Part-time 0%

Responding graduates employed in non-related fields: **0%**

0 Employed Full-time 0%

0 Employed Part-time 0%

Responding graduates unemployed: **0%**

0 Seeking Employment 0%

0 Not Seeking Employment 0%

Annual salary range(s) reported based on full-time employment:

1 Over \$50,000

RESPONDING GRADUATES CONTINUING THEIR EDUCATION: **100%**

0 Continuing Full-time 0%

1 Continuing Part-time 100%

NUMBER OF STUDENTS	INSTITUTION	MAJOR
1	Anna Maria College	Fire Science Technology

NUMBER OF STUDENTS	EMPLOYER	POSITION
1	Town of Groton	Fire Chief

Fitness Leadership and Exercise Science Certificate

2007 GRADUATES OF PROGRAM: 1

2007 GRADUATES RESPONDING: 1 (Response Rate) **100%**

PLACEMENT RATES: (Based on the number of respondents)

Responding graduates employed in their field: **0%**

0 Employed Full-time **0%**

0 Employed Part-time **0%**

Responding graduates employed in non-related fields: **100%**

0 Employed Full-time **0%**

1 Employed Part-time **100%**

Responding graduates unemployed: **0%**

0 Seeking Employment **0%**

0 Not Seeking Employment **0%**

No salary information available.

RESPONDING GRADUATES CONTINUING THEIR EDUCATION: **100%**

1 Continuing Full-time **100%**

0 Continuing Part-time **0%**

NUMBER OF STUDENTS	INSTITUTION	MAJOR
1	Fitchburg State College	Exercise Science

NUMBER OF STUDENTS	EMPLOYER	POSITION
1		Employed in non-related field(s)

General Studies - Nursing Degree

2007 GRADUATES OF PROGRAM: 1

2007 GRADUATES RESPONDING: 0 (Response Rate) **0%**

PLACEMENT RATES: (Based on the number of respondents)

Responding graduates employed in their field: **0%**

0 Employed Full-time 0%

0 Employed Part-time 0%

Responding graduates employed in non-related fields: **0%**

0 Employed Full-time 0%

0 Employed Part-time 0%

Responding graduates unemployed: **0%**

0 Seeking Employment 0%

0 Not Seeking Employment 0%

No salary information available.

RESPONDING GRADUATES CONTINUING THEIR EDUCATION: **0%**

0 Continuing Full-time 0%

0 Continuing Part-time 0%

General Studies Degree

2007 GRADUATES OF PROGRAM: 39

2007 GRADUATES RESPONDING: 18 (Response Rate) **46%**

PLACEMENT RATES: (Based on the number of respondents)

Responding graduates employed in their field: **56%**

5 Employed Full-time 28%

5 Employed Part-time 28%

Responding graduates employed in non-related fields: **11%**

2 Employed Full-time 11%

0 Employed Part-time 0%

Responding graduates unemployed: **17%**

3 Seeking Employment 17%

0 Not Seeking Employment 0%

Annual salary range(s) reported based on full-time employment:

2 No Response

2 \$30,001 - \$35,000

1 \$35,001 - \$40,000

2 Over \$50,000

RESPONDING GRADUATES CONTINUING THEIR EDUCATION: **44%**

4 Continuing Full-time 22%

4 Continuing Part-time 22%

NUMBER OF STUDENTS	INSTITUTION	MAJOR
1	Excelsior	Nursing
2	Fitchburg State College	Business Admin. Career
1	Fitchburg State College	Education
1	Framingham State College	Bachelor of Science in Nursing
1	Mount Wachusett Community College	Liberal Arts & Sciences
1	Smith College	Sociology
1	Worcester Junior College	Criminal Justice

Continued from previous page.....

NUMBER OF STUDENTS	EMPLOYER	POSITION
2		Employed in non-related field(s)
1	Athol/Royalston School District	Tutor
1	Department of Corrections	Correction Officer I
1	Envision Ware, Inc	Implementation Consultant
1	Marlborough Hospital	Registered Nurse
1	Mount Wachusett Community College	Clerk
1	Narragansett Middle School	Paraprofessional
1	Not Provided	Immigration Consultant
1	Poet Seat Healthcare Center	LPN
1	Schonbeck and Vostok LLP	Intern
1	Stop & Shop	Deli Clerk

Human Services Degree

2007 GRADUATES OF PROGRAM: 30

2007 GRADUATES RESPONDING: 24 (Response Rate) **80%**

PLACEMENT RATES: (Based on the number of respondents)

Responding graduates employed in their field: **67%**

11 Employed Full-time 46%

5 Employed Part-time 21%

Responding graduates employed in non-related fields: **8%**

1 Employed Full-time 4%

1 Employed Part-time 4%

Responding graduates unemployed: **17%**

1 Seeking Employment 4%

3 Not Seeking Employment 13%

Annual salary range(s) reported based on full-time employment:

4 No Response

1 less than \$20,000

3 \$20,001 - \$25,000

1 \$25,001 - \$30,000

1 \$30,001 - \$35,000

2 \$40,001 - \$45,000

RESPONDING GRADUATES CONTINUING THEIR EDUCATION: **38%**

6 Continuing Full-time 25%

3 Continuing Part-time 13%

NUMBER OF STUDENTS	INSTITUTION	MAJOR
1	Fitchburg State College	Human Services Degree
1	Fitchburg State College	Human Development
1	Fitchburg State College	Liberal Arts & Sciences
1	Mount Wachusett Community College	Human Services Degree
2	UMASS-Amherst	Psychology
1	UMASS-Amherst	Undeclared
2	Worcester State College	Psychology

Continued from previous page.....

NUMBER OF STUDENTS	EMPLOYER	POSITION
2		Employed in non-related field(s)
1	Athol Orange Family Inn	Family Shelter Counselor
1	Center for Early Education and Care	Assistant Teacher
1	Eye Care Facility	Administrative Assistant
1	Fitchburg Schools	Paraprofessional
1	Gardner Middle School	Paraprofessional
1	Healthy Directions	Family Support Worker
1	MA Dept of Correction	Correctional Officer
1	North Central	Direct Care
1	North Central Human Services	Community Support Counselor
1	Not Provided	Personal Care Attendant
1	Our Father's House	Support Worker
1	Perkins School	Resident Service Coordinator
1	Self Employed	Small Business Owner
1	Senior Center	Outreach Coordinator
1	Seven Hills	Respite Worker
1	UMASS Amherst Library	Building Monitor Security

Human Services Technician Certificate

2007 GRADUATES OF PROGRAM: 8
2007 GRADUATES RESPONDING: 4 (Response Rate) **50%**

PLACEMENT RATES: (Based on the number of respondents)

Responding graduates employed in their field: **75%**

3	Employed Full-time	75%
0	Employed Part-time	0%

Responding graduates employed in non-related fields: **0%**

0	Employed Full-time	0%
0	Employed Part-time	0%

Responding graduates unemployed: **0%**

0	Seeking Employment	0%
0	Not Seeking Employment	0%

Annual salary range(s) reported based on full-time employment:

2	No Response
1	less than \$20,000

RESPONDING GRADUATES CONTINUING THEIR EDUCATION: **50%**

2	Continuing Full-time	50%
0	Continuing Part-time	0%

NUMBER OF STUDENTS	INSTITUTION	MAJOR
2	Worcester State College	Psychology
NUMBER OF STUDENTS	EMPLOYER	POSITION
1	DMR	Mental Retardation Worker
1	Fitchburg Schools	Paraprofessional
1	Gardner Middle School	Paraprofessional

LAS-Elementary Education Option Degree

2007 GRADUATES OF PROGRAM: 3

2007 GRADUATES RESPONDING: 3 (Response Rate) **100%**

PLACEMENT RATES: (Based on the number of respondents)

Responding graduates employed in their field: **100%**

2 Employed Full-time 67%

1 Employed Part-time 33%

Responding graduates employed in non-related fields: **0%**

0 Employed Full-time 0%

0 Employed Part-time 0%

Responding graduates unemployed: **0%**

0 Seeking Employment 0%

0 Not Seeking Employment 0%

Annual salary range(s) reported based on full-time employment:

1 No Response

1 less than \$20,000

RESPONDING GRADUATES CONTINUING THEIR EDUCATION: **100%**

3 Continuing Full-time 100%

0 Continuing Part-time 0%

NUMBER OF STUDENTS	INSTITUTION	MAJOR
---------------------------	--------------------	--------------

2	Fitchburg State College	Education
---	-------------------------	-----------

1	UMASS-Amherst	Education
---	---------------	-----------

NUMBER OF STUDENTS	EMPLOYER	POSITION
---------------------------	-----------------	-----------------

1	Athol YMCA	Kids Program Worker
---	------------	---------------------

1	City of Gardner	Teachers Aid
---	-----------------	--------------

1	Not Provided	Pre-K Teacher
---	--------------	---------------

Liberal Arts and Sciences-Liberal Arts Degree

2007 GRADUATES OF PROGRAM: 1

2007 GRADUATES RESPONDING: 1 (Response Rate) **100%**

PLACEMENT RATES: (Based on the number of respondents)

Responding graduates employed in their field: **0%**

0 Employed Full-time 0%

0 Employed Part-time 0%

Responding graduates employed in non-related fields: **0%**

0 Employed Full-time 0%

0 Employed Part-time 0%

Responding graduates unemployed: **0%**

0 Seeking Employment 0%

0 Not Seeking Employment 0%

No salary information available.

RESPONDING GRADUATES CONTINUING THEIR EDUCATION: **100%**

1 Continuing Full-time 100%

0 Continuing Part-time 0%

NUMBER OF STUDENTS	INSTITUTION	MAJOR
1	Fitchburg State College	LAS-Global Studies

Liberal Arts and Sciences-Liberal Studies Degree

2007 GRADUATES OF PROGRAM: 63

2007 GRADUATES RESPONDING: 33 (Response Rate) **52%**

PLACEMENT RATES: (Based on the number of respondents)

Responding graduates employed in their field: **24%**

3 Employed Full-time 9%

5 Employed Part-time 15%

Responding graduates employed in non-related fields: **48%**

7 Employed Full-time 21%

9 Employed Part-time 27%

Responding graduates unemployed: **9%**

3 Seeking Employment 9%

0 Not Seeking Employment 0%

Annual salary range(s) reported based on full-time employment:

2 No Response

2 less than \$20,000

3 \$20,001 - \$25,000

2 \$25,001 - \$30,000

1 \$45,001 - \$50,000

RESPONDING GRADUATES CONTINUING THEIR EDUCATION: **73%**

22 Continuing Full-time 67%

2 Continuing Part-time 6%

NUMBER OF STUDENTS	INSTITUTION	MAJOR
2	Fitchburg State College	Business Admin. Career
1	Fitchburg State College	Biology
2	Fitchburg State College	Education
1	Fitchburg State College	English
1	Fitchburg State College	No Program (Undeclared)
2	Fitchburg State College	Psychology
1	Massachusetts College of Art	Architecture
1	Mount Wachusett Community College	Physical Therapist Assistant

Continued from previous page.....

1	Other-College	Undeclared
1	Purdue University	Undeclared
1	Tufts	Child Study
1	UMASS-Amherst	Architecture
2	UMASS-Amherst	Biology
1	UMASS-Amherst	History
1	UMASS-Amherst	Kinesiology
1	UMASS-Amherst	Psychology
1	UMASS-Amherst	Art-Professional Track
1	UMASS-Lowell	Biology
1	Virginia Polytech Inst&State U	Exercise Science
1	Worcester State College	Communications
NUMBER OF STUDENTS	EMPLOYER	POSITION
16		Employed in non-related field(s)
1	Barnes and Noble	Retail
1	City of Gardner	Educational Support Personnel
1	Endless Communications	Salesman
1	MWCC	Tutor
1	Sales Associate	Radio Shack
1	Service Net Inc.	Direct Care Clinical Counselor
1	Walmart	Manager
1	Winchendon School	Cook

Massage Therapy Certificate

2007 GRADUATES OF PROGRAM: 12

2007 GRADUATES RESPONDING: 5 (Response Rate) **42%**

PLACEMENT RATES: (Based on the number of respondents)

Responding graduates employed in their field: **100%**

1 Employed Full-time 20%

4 Employed Part-time 80%

Responding graduates employed in non-related fields: **0%**

0 Employed Full-time 0%

0 Employed Part-time 0%

Responding graduates unemployed: **0%**

0 Seeking Employment 0%

0 Not Seeking Employment 0%

Annual salary range(s) reported based on full-time employment:

1 No Response

RESPONDING GRADUATES CONTINUING THEIR EDUCATION: **40%**

2 Continuing Full-time 40%

0 Continuing Part-time 0%

NUMBER OF STUDENTS	INSTITUTION	MAJOR
1	Massachusetts College of Art	Art-Professional Track
1	Mount Wachusett Community College	Complementary Health/Massage

NUMBER OF STUDENTS	EMPLOYER	POSITION
1	Body Essentials	Massage Therapist
1	North End Chiropractic	Massage Therapist
1	Not Provided	Licensed Massage Therapist
1	Self Employed	Massage Therapy
1	Self Employed	Massage Therapist

Medical Assisting Degree

2007 GRADUATES OF PROGRAM: 10

2007 GRADUATES RESPONDING: 2 (Response Rate) **20%**

PLACEMENT RATES: (Based on the number of respondents)

Responding graduates employed in their field: **100%**

2 Employed Full-time 100%

0 Employed Part-time 0%

Responding graduates employed in non-related fields: **0%**

0 Employed Full-time 0%

0 Employed Part-time 0%

Responding graduates unemployed: **0%**

0 Seeking Employment 0%

0 Not Seeking Employment 0%

Annual salary range(s) reported based on full-time employment:

1 No Response

1 \$20,001 - \$25,000

RESPONDING GRADUATES CONTINUING THEIR EDUCATION: **0%**

0 Continuing Full-time 0%

0 Continuing Part-time 0%

NUMBER OF STUDENTS	EMPLOYER	POSITION
1	Dr. Sprague	Medical Assistant
1	Environmental Sampling & Testing	Office Manager

Medical Office Certificate

2007 GRADUATES OF PROGRAM: 29

2007 GRADUATES RESPONDING: 12 (Response Rate) **41%**

PLACEMENT RATES: (Based on the number of respondents)

Responding graduates employed in their field: **58%**

4 Employed Full-time **33%**

3 Employed Part-time **25%**

Responding graduates employed in non-related fields: **8%**

0 Employed Full-time **0%**

1 Employed Part-time **8%**

Responding graduates unemployed: **25%**

2 Seeking Employment **17%**

1 Not Seeking Employment **8%**

Annual salary range(s) reported based on full-time employment:

1 No Response

3 \$20,001 - \$25,000

RESPONDING GRADUATES CONTINUING THEIR EDUCATION: **33%**

2 Continuing Full-time **17%**

2 Continuing Part-time **17%**

NUMBER OF STUDENTS	INSTITUTION	MAJOR
1	Mount Wachusett Community College	General Studies
2	Mount Wachusett Community College	Medical Assisting Degree
1	Mount Wachusett Community College	Phlebotomy

NUMBER OF STUDENTS	EMPLOYER	POSITION
1		Employed in non-related field(s)
1	Army National Guard	Administrative Dental Specialist
1	Deluxe	Inbound Sales Rep.
1	Dr Martin KaFina	Medical Assistant
1	Educational International Associates	Clinical Assistant
1	Environmental Sampling & Testing	Office Manager

Continued from previous page.....

NUMBER OF STUDENTS	EMPLOYER	POSITION
1	Eye Care Facility	Administrative Assistant
1	Heywood Medical Group	Medical Assistant

Microsoft Office Special Certificate

2007 GRADUATES OF PROGRAM: 2

2007 GRADUATES RESPONDING: 2 (Response Rate) **100%**

PLACEMENT RATES: (Based on the number of respondents)

Responding graduates employed in their field: **0%**

0 Employed Full-time 0%

0 Employed Part-time 0%

Responding graduates employed in non-related fields: **50%**

0 Employed Full-time 0%

1 Employed Part-time 50%

Responding graduates unemployed: **50%**

1 Seeking Employment 50%

0 Not Seeking Employment 0%

No salary information available.

RESPONDING GRADUATES CONTINUING THEIR EDUCATION: **0%**

0 Continuing Full-time 0%

0 Continuing Part-time 0%

NUMBER OF EMPLOYER STUDENTS

1

POSITION

Employed in non-related field(s)

Natural Resources Technology Degree

2007 GRADUATES OF PROGRAM: 4

2007 GRADUATES RESPONDING: 3 (Response Rate) **75%**

PLACEMENT RATES: (Based on the number of respondents)

Responding graduates employed in their field: **33%**

0 Employed Full-time 0%

1 Employed Part-time 33%

Responding graduates employed in non-related fields: **67%**

2 Employed Full-time 67%

0 Employed Part-time 0%

Responding graduates unemployed: **0%**

0 Seeking Employment 0%

0 Not Seeking Employment 0%

Annual salary range(s) reported based on full-time employment:

1 No Response

1 \$25,001 - \$30,000

RESPONDING GRADUATES CONTINUING THEIR EDUCATION: **67%**

1 Continuing Full-time 33%

1 Continuing Part-time 33%

NUMBER OF STUDENTS	INSTITUTION	MAJOR
1	Mount Wachusett Community College	Criminal Justice
1	UMASS-Amherst	Environmental Science
NUMBER OF STUDENTS	EMPLOYER	POSITION
2		Employed in non-related field(s)
1	North Hadley Sugar Shack	Maple Syrup Collector

Networking Technology Certificate

2007 GRADUATES OF PROGRAM: 1

2007 GRADUATES RESPONDING: 0 (Response Rate) **0%**

PLACEMENT RATES: (Based on the number of respondents)

Responding graduates employed in their field: **0%**

0 Employed Full-time **0%**

0 Employed Part-time **0%**

Responding graduates employed in non-related fields: **0%**

0 Employed Full-time **0%**

0 Employed Part-time **0%**

Responding graduates unemployed: **0%**

0 Seeking Employment **0%**

0 Not Seeking Employment **0%**

No salary information available.

RESPONDING GRADUATES CONTINUING THEIR EDUCATION: **0%**

0 Continuing Full-time **0%**

0 Continuing Part-time **0%**



Nursing Degree

2007 GRADUATES OF PROGRAM: 94

2007 GRADUATES RESPONDING: 51 (Response Rate) **54%**

PLACEMENT RATES: (Based on the number of respondents)

Responding graduates employed in their field: **90%**

37 Employed Full-time **73%**

9 Employed Part-time **18%**

Responding graduates employed in non-related fields: **4%**

2 Employed Full-time **4%**

0 Employed Part-time **0%**

Responding graduates unemployed: **6%**

2 Seeking Employment **4%**

1 Not Seeking Employment **2%**

Annual salary range(s) reported based on full-time employment:

6 No Response

1 less than \$20,000

1 \$30,001 - \$35,000

7 \$35,001 - \$40,000

8 \$40,001 - \$45,000

2 \$45,001 - \$50,000

14 Over \$50,000

RESPONDING GRADUATES CONTINUING THEIR EDUCATION: **14%**

1 Continuing Full-time **2%**

6 Continuing Part-time **12%**

NUMBER OF STUDENTS	INSTITUTION	MAJOR
1	Arizona State University	Certified Registered Nurse Anesthe
1	Jacksonville University	Bachelor of Science in Nursing
1	Regis College	Nursing
1	Trinity College	Biology
1	UMASS Medical Worcester	Graduate Degree Nursing
1	UMASS-Amherst	Bachelor of Science in Nursing

Continued from previous page.....

NUMBER OF STUDENTS	EMPLOYER	POSITION
1	UMASS-Amherst	Nursing
2		Employed in non-related field(s)
6	Athol Memorial Hospital	Registered Nurse
1	Baldwinville Nursing Home	Registered Nurse
1	Bay State Medical	Registered Nurse
1	Baystate Medical Center	Registered Nurse
1	Boston Rehab	Registered Nurse
1	Cheshire Medical Center	Registered Nurse
1	Clinton Hospital	RN Surgical Staff
1	Commonwealth of MA	Registered Nurse
1	Concord Health Care	Registered Nurse
1	Emerson Hospital	Registered Nurse
1	Fairlawn Rehab Hospital	Registered Nurse
1	FMC Devens Bureau of Prisons	Clinical Nurse
1	Good Shepard Nursing Home	Unit Manager
1	Halmark Health Inc.	Registered Nurse
1	Harborside Nursing Home	Registered Nurse
1	Health Alliance	Registered Nurse
1	Health Alliance Hospital	Registered Nurse ER
2	Health Alliance Hospital	Registered Nurse
3	Heywood Hospital	Registered Nurse
1	Highlands	Registered Nurse
1	Lancaster Nursing Home	Registered Nurse
1	Leominster Hospital	Registered Nurse
1	Medical Associates Pediatrics	Registered Nurse
1	Nashoba Valley Medical Center	ER Nurse
1	Nashoba Valley Medical Center	Registered Nurse
1	NEALC	Unit Manager
2	Not Provided	Registered Nurse
1	Quabbin Valley Health Care	Registered Nurse
1	Rhode Island Hospital	Operating Room Nurse
2	Saint Vincents Hospital	Registered Nurse
1	Tucson Medical Center	Registered Nurse
1	UMASS Medical	Registered Nurse
1	UMASS Medical School	Registered Nurse
1	UMass Memorial	Registered Nurse

Continued from previous page.....

NUMBER OF STUDENTS	EMPLOYER	POSITION
1	UMASS Memorial Medical	Registered Nurse
1	Worcester State Hospital	Registered Nurse



Paralegal Certificate

2007 GRADUATES OF PROGRAM: 36

2007 GRADUATES RESPONDING: 17 (Response Rate) **47%**

PLACEMENT RATES: (Based on the number of respondents)

Responding graduates employed in their field: **24%**

4 Employed Full-time 24%

0 Employed Part-time 0%

Responding graduates employed in non-related fields: **41%**

3 Employed Full-time 18%

4 Employed Part-time 24%

Responding graduates unemployed: **29%**

4 Seeking Employment 24%

1 Not Seeking Employment 6%

Annual salary range(s) reported based on full-time employment:

3 No Response

1 \$20,001 - \$25,000

1 \$30,001 - \$35,000

2 \$35,001 - \$40,000

RESPONDING GRADUATES CONTINUING THEIR EDUCATION: **24%**

3 Continuing Full-time 18%

1 Continuing Part-time 6%

NUMBER OF STUDENTS	INSTITUTION	MAJOR
1	Anna Maria College	Paralegal Studies
1	Becker College	Paralegal Studies
1	MA School of Law	Paralegal Studies
1	Mount Wachusett Community College	Paralegal Studies

NUMBER OF STUDENTS	EMPLOYER	POSITION
7		Employed in non-related field(s)
1	Lorden, Pastor & Lily	Paralegal
1	Lustig, Glaser and Wilson PC	Paralegal

Continued from previous page.....

NUMBER OF STUDENTS	EMPLOYER	POSITION
1	Spanish American Center	Domestic Violence Advocate
1	State of NH-Court System	Civil Clerk

Paralegal Degree

2007 GRADUATES OF PROGRAM: 21

2007 GRADUATES RESPONDING: 5 (Response Rate) **24%**

PLACEMENT RATES: (Based on the number of respondents)

Responding graduates employed in their field: **20%**

0 Employed Full-time 0%

1 Employed Part-time 20%

Responding graduates employed in non-related fields: **40%**

1 Employed Full-time 20%

1 Employed Part-time 20%

Responding graduates unemployed: **40%**

2 Seeking Employment 40%

0 Not Seeking Employment 0%

Annual salary range(s) reported based on full-time employment:

1 \$35,001 - \$40,000

RESPONDING GRADUATES CONTINUING THEIR EDUCATION: **0%**

0 Continuing Full-time 0%

0 Continuing Part-time 0%

NUMBER OF STUDENTS	EMPLOYER	POSITION
2		Employed in non-related field(s)
1	Not Provided	Paralegal

Phlebotomy Certificate

2007 GRADUATES OF PROGRAM: 1

2007 GRADUATES RESPONDING: 0 (Response Rate) 0%

PLACEMENT RATES: (Based on the number of respondents)

Responding graduates employed in their field: 0%

0 Employed Full-time 0%

0 Employed Part-time 0%

Responding graduates employed in non-related fields: 0%

0 Employed Full-time 0%

0 Employed Part-time 0%

Responding graduates unemployed: 0%

0 Seeking Employment 0%

0 Not Seeking Employment 0%

No salary information available.

RESPONDING GRADUATES CONTINUING THEIR EDUCATION: 0%

0 Continuing Full-time 0%

0 Continuing Part-time 0%

Physical Therapy Assistant Certificate

2007 GRADUATES OF PROGRAM: 3

2007 GRADUATES RESPONDING: 1 (Response Rate) **33%**

PLACEMENT RATES: (Based on the number of respondents)

Responding graduates employed in their field: **100%**

1 Employed Full-time 100%

0 Employed Part-time 0%

Responding graduates employed in non-related fields: **0%**

0 Employed Full-time 0%

0 Employed Part-time 0%

Responding graduates unemployed: **0%**

0 Seeking Employment 0%

0 Not Seeking Employment 0%

Annual salary range(s) reported based on full-time employment:

1 \$45,001 - \$50,000

RESPONDING GRADUATES CONTINUING THEIR EDUCATION: **0%**

0 Continuing Full-time 0%

0 Continuing Part-time 0%

NUMBER OF STUDENTS	EMPLOYER	POSITION
1	Radius Healthcare Center	Physical Therapy Assistant

Practical Nursing - Orange Certificate

2007 GRADUATES OF PROGRAM: 3

2007 GRADUATES RESPONDING: 1 (Response Rate) **33%**

PLACEMENT RATES: (Based on the number of respondents)

Responding graduates employed in their field: **100%**

1 Employed Full-time 100%

0 Employed Part-time 0%

Responding graduates employed in non-related fields: **0%**

0 Employed Full-time 0%

0 Employed Part-time 0%

Responding graduates unemployed: **0%**

0 Seeking Employment 0%

0 Not Seeking Employment 0%

Annual salary range(s) reported based on full-time employment:

1 \$20,001 - \$25,000

RESPONDING GRADUATES CONTINUING THEIR EDUCATION: **0%**

0 Continuing Full-time 0%

0 Continuing Part-time 0%

NUMBER OF STUDENTS	EMPLOYER	POSITION
---------------------------	-----------------	-----------------

1	Concord Healthcare Center	LPN
---	---------------------------	-----

Practical Nursing Certificate

2007 GRADUATES OF PROGRAM: 59

2007 GRADUATES RESPONDING: 26 (Response Rate) **44%**

PLACEMENT RATES: (Based on the number of respondents)

Responding graduates employed in their field: **92%**

22 Employed Full-time 85%

2 Employed Part-time 8%

Responding graduates employed in non-related fields: **0%**

0 Employed Full-time 0%

0 Employed Part-time 0%

Responding graduates unemployed: **4%**

1 Seeking Employment 4%

0 Not Seeking Employment 0%

Annual salary range(s) reported based on full-time employment:

7 No Response

1 \$20,001 - \$25,000

1 \$30,001 - \$35,000

4 \$35,001 - \$40,000

6 \$40,001 - \$45,000

2 \$45,001 - \$50,000

1 Over \$50,000

RESPONDING GRADUATES CONTINUING THEIR EDUCATION: **27%**

3 Continuing Full-time 12%

4 Continuing Part-time 15%

NUMBER OF STUDENTS	INSTITUTION	MAJOR
1	Excelsior	Nursing
2	Mount Wachusett Community College	Nursing
3	Mount Wachusett Community College	Nursing
1	Worcester State College	Chemistry

Continued from previous page.....

NUMBER OF STUDENTS	EMPLOYER	POSITION
1	Baldwinville Nursing Home	LPN
1	Baystate Mary Lane Hospital	LPN
1	Good Shepard Nursing Home	LPN
1	Leo LaChance Center	LPN
1	Lifecare Center	LPN
1	Marlborough Hills Healthcare	LPN
1	NCI Gardner	LPN
2	Not Provided	LPN
1	Poet Seat Healthcare Center	LPN
2	Quabbin Valley Healthcare	LPN
1	Radius Rehab	Nurse
1	Saint Francis	LPN
1	Shrewsbury Nursing Rehab Center	Charge Nurse LPN
1	Spectrum Health Systems	Licensed Practical Nurse
1	Spectrum Health Systems	Nurse
1	Sunbridge Healthcare	LPN
1	UMASS	LPN
1	UMASS Correctional Medicines	LPN
2	Wachusett Extended Care	LPN
1	Westborough Healthcare	LPN
1	Wilton Manor	LPN

Small Business Certificate

2007 GRADUATES OF PROGRAM: 12

2007 GRADUATES RESPONDING: 7 (Response Rate) **58%**

PLACEMENT RATES: (Based on the number of respondents)

Responding graduates employed in their field: **86%**

3 Employed Full-time 43%

3 Employed Part-time 43%

Responding graduates employed in non-related fields: **14%**

0 Employed Full-time 0%

1 Employed Part-time 14%

Responding graduates unemployed: **0%**

0 Seeking Employment 0%

0 Not Seeking Employment 0%

Annual salary range(s) reported based on full-time employment:

2 \$35,001 - \$40,000

1 Over \$50,000

RESPONDING GRADUATES CONTINUING THEIR EDUCATION: **57%**

3 Continuing Full-time 43%

1 Continuing Part-time 14%

NUMBER OF STUDENTS	INSTITUTION	MAJOR
1	American Military University	Management
2	Fitchburg State College	Business Admin. Career
1	Worcester State College	Business Admin. Career

NUMBER OF STUDENTS	EMPLOYER	POSITION
1		Employed in non-related field(s)
1	Blue Cod Technologies	Service Manager
1	Cleghorn Neighborhood Ctr.	Operations Manager
1	Jumpin Juice and Java	Store Manager
1	Leominster Housing Authority	Director of Residential Services
1	Sterilite Inc.	Customer Service Rep.

Continued from previous page.....

NUMBER OF STUDENTS	EMPLOYER	POSITION
1	Stop & Shop	Deli Clerk




Graduate Follow-Up Survey

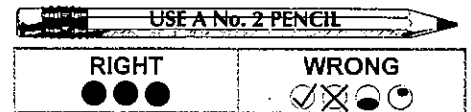
As a graduate of Mount Wachusett Community College, you are in a unique position to give us feedback on the College's programs/services and areas where we can improve. **Please take a few minutes to complete this survey.** Your views on your Mount Wachusett experience help both current and future students. The college uses graduate and student feedback information to define quality improvement actions. Faculty and staff at the Mount are committed to maintaining relevant, responsive and high quality learning opportunities. We value and need your input and greatly appreciate your response.

Using a #2 pencil, completely darken the most appropriate response to each question. All responses are held in the strictest professional confidence and used for statistical analysis only. A Business Reply survey return envelope is enclosed for your convenience. Thank you for your assistance.

MARKING INSTRUCTIONS



- Use only a No. 2 pencil.
- Do not use ink, ballpoint, or felt tip pens.
- Erase cleanly any marks you wish to change.
- Make no stray marks on this form.



SECTION I: Assessment of your Mount Wachusett Community College Experience and Education

1. When you attended MWCC, what was your primary educational goal (mark only one answer)?

- A. Prepare for entry into first career
- B. Prepare for entry into different career
- C. Update skills for current job
- D. Prepare for transfer to four-year institution
- E. Self-enrichment/courses of interest only
- F. Explore new occupational area
- G. Explore new academic area
- H. Obtain salary increase and/or job promotion
- I. Earn a certificate or degree
- J. Other (Please specify) _____

2. Did you achieve your goals by attending MWCC?

- Completely
- Partly
- Not at all

3. How would you rate the overall quality of MWCC?


- Excellent
- Very good
- Good
- Fair
- Poor

4. If you could start college over, would you choose to attend Mount Wachusett Community College?

- Yes
- No
- Not sure

5. If you could start college over, would you choose the same program of study?

- Yes
- No
- Not sure



SECTION II: Employment and Educational Status

9. Are you presently employed and/or attending college (mark all that apply)?

- | | |
|---|--|
| <input type="radio"/> Employed full-time (32 or more hours per week) | <input type="radio"/> Active military service |
| <input type="radio"/> Employed part-time (less than 32 hours per week) | <input type="radio"/> Full-time homemaker |
| <input type="radio"/> Full-time student (12 or more credit hours per semester) | <input type="radio"/> Unemployed and seeking a job |
| <input type="radio"/> Part-time student (fewer than 12 credit hours per semester) | <input type="radio"/> Unemployed and not seeking a job |
| | <input type="radio"/> Retired |

(If not employed, go to question #18 or #21.)

10. If working, how is your job related to your community college program?

- Directly related Somewhat related Not at all related

11. What is your current job title? _____

12. Employer: _____

City

State

13. Were you employed by the above named organization while attending MWCC? Yes No

SECTION III: Graduates Employed Full-time (If Not Employed Full-time Go To Question #18 or #21)

14. How many months did it take to obtain your FIRST full-time job after leaving MWCC?

- | | |
|--|--|
| <input type="radio"/> Obtained job prior to leaving MWCC | <input type="radio"/> 4-6 months |
| <input type="radio"/> Less than one month | <input type="radio"/> 7 or more months |
| <input type="radio"/> 1-3 months | |

15. Please indicate whether the following were Major, Moderate, Minor or Not problems in obtaining your FIRST job after leaving MWCC:

Major problem	Moderate problem	Minor problem	No problem	
<input type="radio"/>	<input type="radio"/>	<input type="radio"/>	<input type="radio"/>	Deciding what I want to do
<input type="radio"/>	<input type="radio"/>	<input type="radio"/>	<input type="radio"/>	Finding a job for which I was trained
<input type="radio"/>	<input type="radio"/>	<input type="radio"/>	<input type="radio"/>	Finding the kind of job I wanted
<input type="radio"/>	<input type="radio"/>	<input type="radio"/>	<input type="radio"/>	Knowing how to find job openings
<input type="radio"/>	<input type="radio"/>	<input type="radio"/>	<input type="radio"/>	Writing a resume, vita, or cover letter
<input type="radio"/>	<input type="radio"/>	<input type="radio"/>	<input type="radio"/>	Finding a job where I wanted to live
<input type="radio"/>	<input type="radio"/>	<input type="radio"/>	<input type="radio"/>	Race/Sex discrimination

16. How well did MWCC prepare you for the work you are doing?

- More than adequately
 Adequately
 Less than adequately
 Not at all adequate

17. If you are employed full-time, what is your current gross annual salary? All responses are confidential and will be used for research purposes only.

- Less than \$20,000 \$25,001–\$30,000 \$35,001–\$40,000 \$45,001–\$50,000
 \$20,001–\$25,000 \$30,001–\$35,000 \$40,001–\$45,000 Over \$50,000

SECTION IV: Current and Future College Attendance (Full-time or Part-time)

18. If you are currently enrolled in college, where are you enrolled and what is your program major?

Name of College: _____

Major: _____

19. How well did MWCC prepare you academically to continue your schooling?

- More than adequately Less than adequately Adequately Not at all

20. When you were preparing to attend another college, how was the transfer process?

- Smooth sailing, no problems Some glitches, but overall no problems
 Moderate setbacks Many setbacks/problems

21. **All MWCC graduates:** If you are not currently attending school, are you planning to continue at a later date?

- Yes No Undecided

PLEASE DO NOT WRITE IN THIS AREA

